

READY

Period

Topic: Attributes of linear and exponential functions.

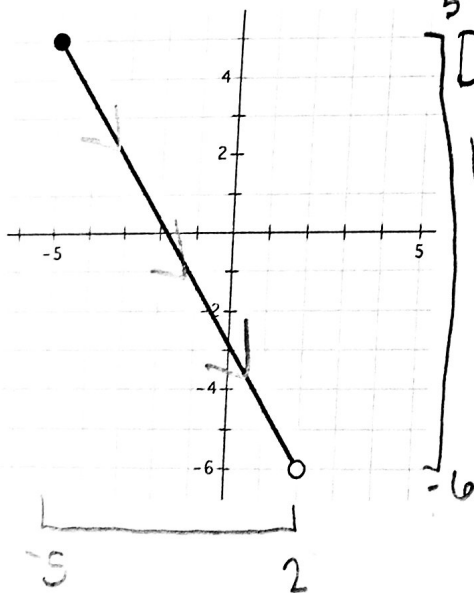
1. Comparing and contrasting linear and exponential functions. Provide a comparison between linear and exponential functions, be sure to include as many characteristics of each function as possible and be clear about the similarities and differences between these functions.

SET

Topic: Identifying attributes of functions from their graphs.

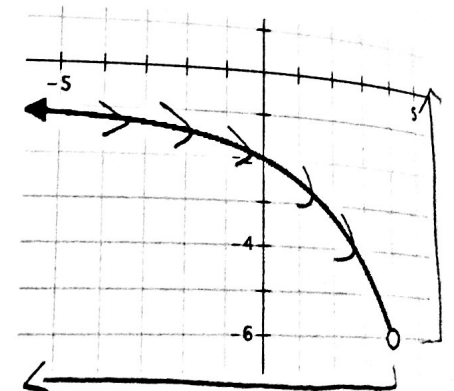
For each graph, identify the domain, range and whether or not the function is increasing or decreasing. Use interval notation when you state the domain and range.

2.



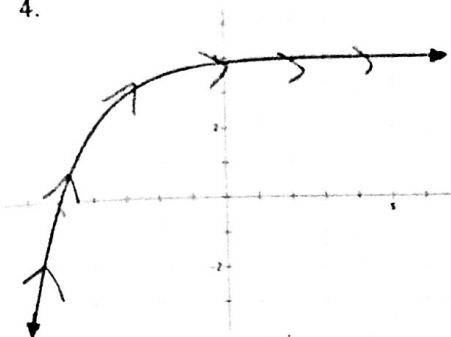
D: $-5 \leq x < 2$
R: $-6 < y \leq 5$
Decreasing

3.



D: $x < 4$
R: $y > -6$
Decreasing

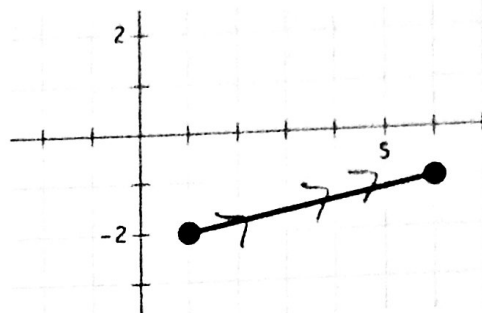
4.



Increasing

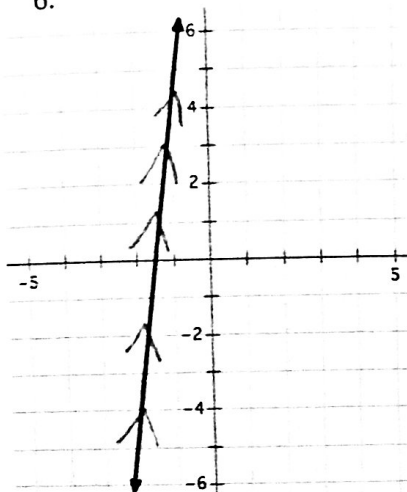
D: all real numbers
 R: approaches 4 $y < 4$

5.



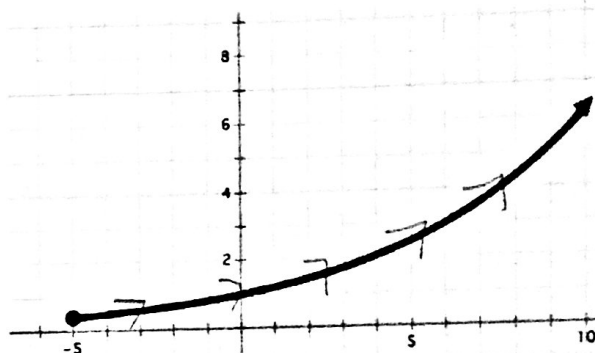
D: $1 \leq x \leq 6$
 R: $-2 \leq y \leq -1$ Increasing

6.



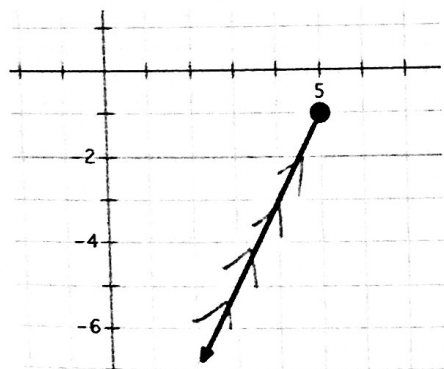
D: all real #'s
 R: all real #
 increasing

7.



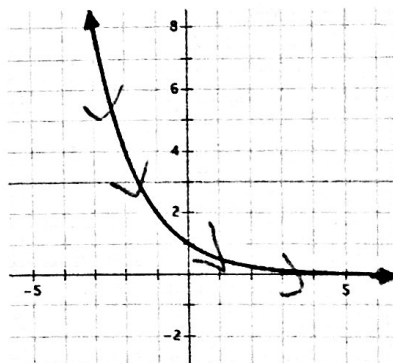
D: $x \geq -5$
 R: $y > 0$ Increasing

8.



D: $x \leq 5$
 R: $y \leq -1$ Increasing

9.



D: all real #'s
 R: approaches 0 $y > 0$ Decreasing